




GEOSCIENTISTS 2018 EMPLOYMENT SURVEY

A survey conducted by the
European Federation of Geologists (EFG)



About the respondents


740
participants

72% 
28% 

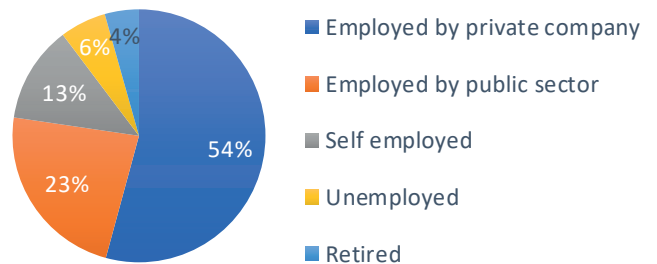

41%
EurGeol title
holders

Academic qualifications

- The majority of the participants has a **Master's degree** (60%) and a high number also has a **PhD** (29%).

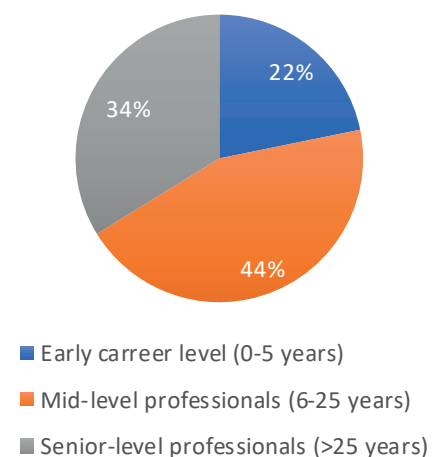
Current work conditions

- The majority of the participants is working in the **private sector**. They are either employed by private companies (54%) or self-employed (13%).
- 5,6% of the participants are unemployed**. This approximates the unemployment rate for the European Union in September 2018 (6,7%).
- 29 % of the unemployed participants are working in other countries than their countries of origin. This could indicate that unemployment partially stimulates professional mobility of geologists.



Professional experience

- A high number of experienced professionals:** 34% of the participants have more than 25 years of professional experience and 19% of the participants have 16 to 25 years of professional experience.
- A big number of career beginners:** 22% of the participants have 0 to 5 years of professional experience.
- The positions held reflect the professional experience:** 29% of the participants are in junior positions, 28% in manager positions and 43% in senior positions.

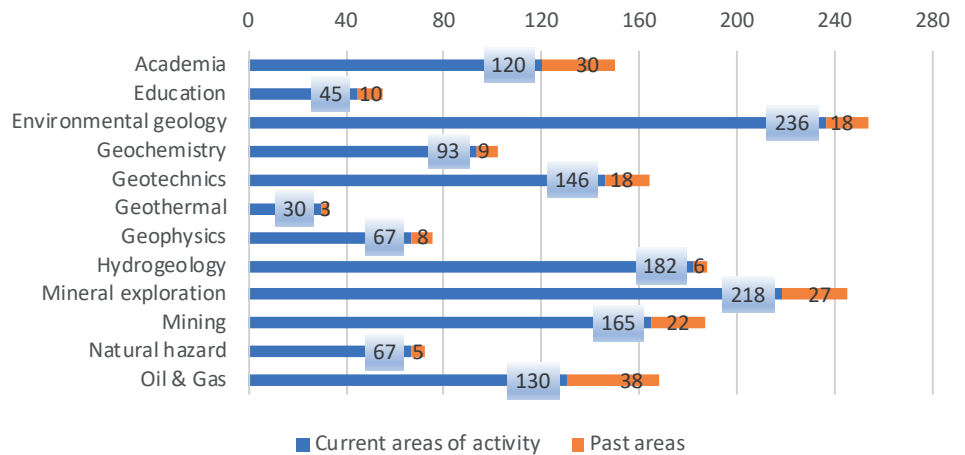


Survey objectives

- Analyse the labour market for geologists in Europe: In which industries do professional geologists work? Are their activities related to their training? Do they exploit job opportunities in other European countries? Which are the prospects for the future?
- Provide geologists with a better overview of labour opportunities in Europe, helping them to construct their studies and careers,
- Allow professional associations to offer better services to members, helping them to find jobs,
- Provide evidence for professional associations to pursue the policy dialogue with universities and education authorities improving the training of geologists.

Areas of activity

- The majority of the participants (52%) currently works in the **minerals sector** (29% in the exploration field and 22% in the mining sector), followed by environmental geology (32%), hydrogeology (25%), geotechnics (20%), oil and gas (18%) and academia (16%).
- 20% of the participants have changed their area of activity in the last 5 years.**
- The majority has previously worked in the oil and gas sector, academia or the mineral exploration and mining sector.



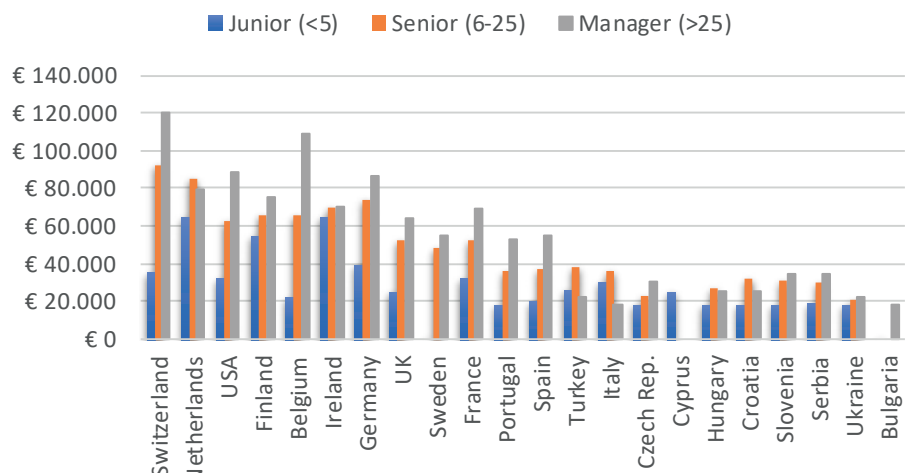
Salaries

Salaries and job positions across Europe:

- 70% of the participants in junior positions earn less than 40.000€ per year.
- The gender gap seems to be more relevant in junior than in senior or manager positions.

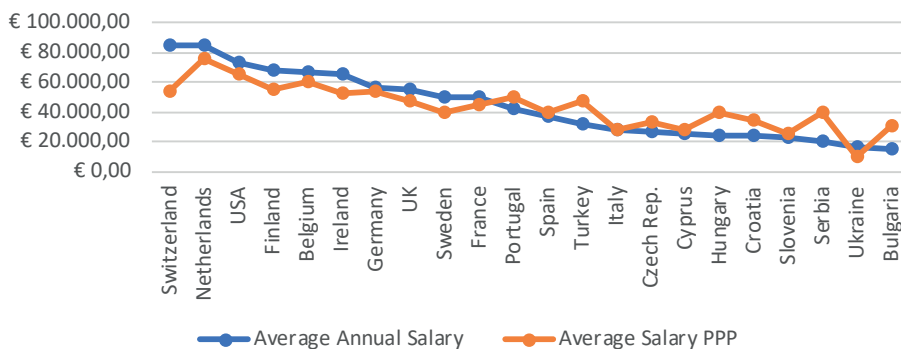
Salaries and employment status across Europe:

- Less than 8% of the public sector employees earn more than 80.000 € per year and around 21% of the private companies' employees and self-employed earn more than 80.000€ per year.



Average annual gross salaries:

- The average gross salaries in the participating countries have been put in relation to the Purchasing Power Parity (PPP), an approach that measures different countries' currencies through a "basket of goods" approach.
- The average salaries of countries in which more data is available are the closest to the PPP salaries axis.
- In the geology profession, strong salary discrepancies exist across Europe.



Professional mobility

- An important number of participants works in countries **outside Europe** (12%). This underlines the global scope of the geologists' profession.
- The number of persons having worked in the past in countries outside Europe (37%) is higher than in current times. This could lead to the conclusion that nowadays more work is available for geologists in Europe than before.

